

# Rankin School District #98 - Data Dashboard

Source

ISBE - Illinois Report Card

<https://www.illinoisreportcard.com/>

Summative Designations

Year

Teacher Retention Rate %

Student Attendance Rate %

Exemplary

2025

District

90.5%

District

95.1%

Exemplary

2024

State

89.5%

State

91.8%

Exemplary

2023

90.0%



90.0%



Commendable

2022

70.0%

70.0%

Not calculated (COVID-19)

2021

50.0%

50.0%

Exemplary

2020

30.0%

30.0%

Exemplary

2019

10.0%

10.0%

Commendable

2018

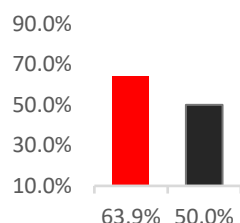
Growth % - IAR - Math

District

63.9%

State

50.0%



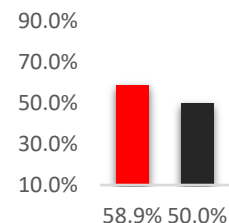
Growth % - IAR - ELA

District

58.9%

State

50.0%



Students to Teacher Ratio

District

13:1

State

17:1



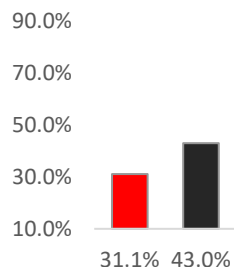
IL Science Assessment

District - Students Prof.

31.1%

State - Students Prof.

43.0%



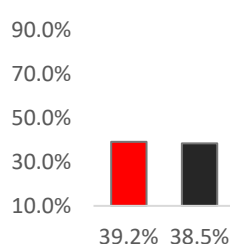
IAR - Math Proficiency

District - Students Prof.

39.2%

State - Students Prof.

38.5%



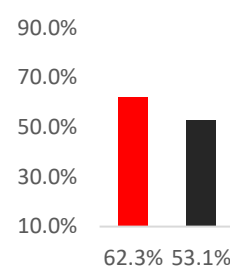
IAR - ELA Proficiency

District - Students Prof.

62.3%

State - Students Prof.

53.1%



Jan. 30, 2026